



Our Strategy

For investors who believe in the Asia growth story but are worried about a potential United States (US) market crisis affecting it, the **Meranti Asia Fund (MAF)** offers a solution. MAF invests in a basket of Asia companies demonstrating strong potential to maximize returns for shareholders in the next five years, with a proven track record of resilience in past economic downturns and positioning to capture future trends in a drastically changing world. With a fixed budget to hedge against a potential US market crash, investors can be assured of capturing the opportunities of the next decade without worrying about the big "reset".



Who is this suitable for

The strategy is suitable for clients looking for Asia Equity strategy with US market crash protection



Equity holding to maximize returns



Capital Appreciation compounded at **8% target return**



Dynamic Risk Management (DRM)
Fixed budget
Keep investors calm

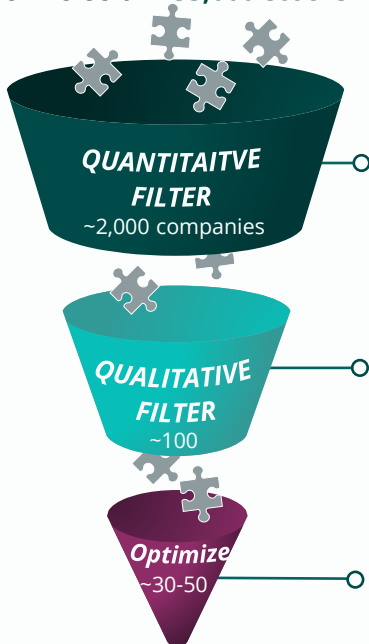
Asia: embracing volatility in a continent rich with opportunities

Asia offers investors access to a wealth of investment opportunities with its 33,000 listed companies. However, uncovering hidden gems takes more than just data. While data serves as an essential filter through which stocks are assessed, the manager's depth and breadth of understanding of Asia companies, alongside the experience of seeing the companies through different cycles, are essential skill to construct an effective portfolio.

Winning formula to uncover hidden gems in Asia

Illustration of how we select stocks within pockets of growth in Asia:

Universe of ~ 33,000 stocks



Quantitative filter: Apply a combination of fundamental metrics and rules to the universe of stocks and continuously assess and filter out interesting opportunities which form the foundation for our stock selection and analysis.

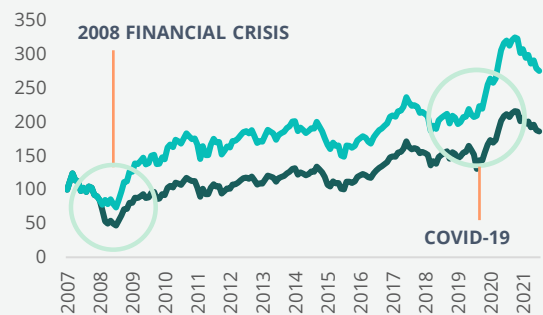
Qualitative filter: On the selected names, we assess the company's business strategy and financial data to identify companies that have strong economic moats to ward off competition and the ability to innovate to overcome challenges and drive growth.

Optimizer: We view the portfolio holdings as a whole, continuously optimized with names that are well positioned in respect of the current trends and the economic environment, to optimize the risk-adjusted return.

How does Dynamic Risk Mitigation (DRM) Help?

Black swan events are unexpected and potentially catastrophic for an investment portfolio i.e. 2008 Great Financial Crisis where the price of global equity markets declined sharply by -60%.

DRM addresses the urge of investors to exit the market in anticipation of market crashes so that investors can stay invested for the long-term. Through the use of a series of option positions, investors are shielded against such extreme market declines, enjoying lower drawdowns and faster portfolio recovery.



		Without DRM	With DRM
Largest Drawdown	2008 FC	-62.09%	-40.53%
	Covid-19	-20.71%	-5.34%
Months to Recover	2008 FC	63	7
	Covid-19	4	2
Total Return		85.97%	175.59%

For illustration purposes only for the period from August 2007 to February 2022. The reference benchmark is the MSCI AC Asia Ex Japan Index.

Calendar Return, %

Class	Jan	Feb ¹	YTD ¹	2024 ²	Since Strategy Launch ^{1,2}
USD B	-3.98	4.60	0.44	14.56	15.06
SGD A	-4.24	4.28	-0.14	10.41	10.25
USD A	-4.12	4.45	0.15	12.67	12.83

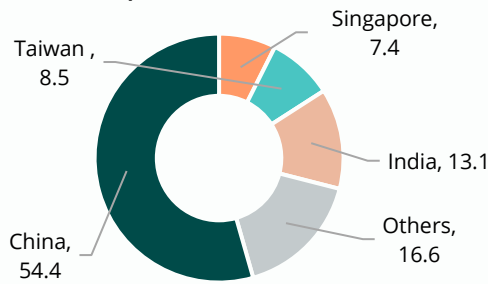
¹ Manager's estimated return. Actual return will be updated in the following month. ² Strategy was launched in February 2024.

Signatory of:

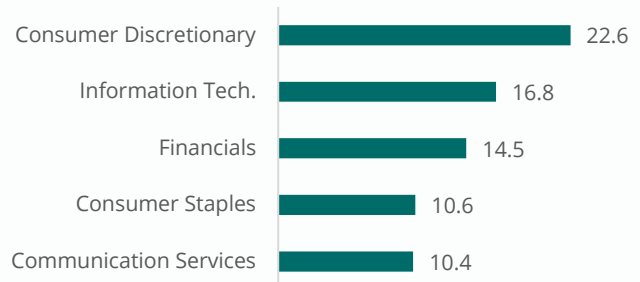


Strategy Characteristics

Geography Allocation, %



Top 5 Sector Allocation, %



Portfolio Statistics

	Portfolio	Benchmark
Free Cash Flow Yield	9.33	4.49
Sales Growth	2.93	4.98
Return on Equity	12.37	11.64
Operating Margin	14.20	13.03
Debt/EBITDA	2.29	3.19

Position Highlights

China Resources Beer	A major player in the global beer industry and the maker of one of the world's bestselling beers by volume, Snow beer
Hundsun Technologies	Financial technology company offering integrated solution and services to the institutions and wealth management tools to individual investors
Tencent Holdings	World-leading internet and technology company offering high-quality digital content and services.
Alibaba Group	China's biggest e-commerce company for online and mobile marketplaces in retail and wholesale trade.
Shandong Weigao	A leading manufacturer of single-use medical devices for blood tests and sterilization, creating resilience even in a low growth economy

Reference benchmark is the MSCI AC Asia Ex Japan Index. Holdings are subject to change. Fund holdings and allocations shown are subject to change and may not be representative of current or future investment. Holdings shown should not be deemed as a recommendation to buy to sell securities.

Discerning The Signals From The Noise

A three-pronged research process to identify signals that point us to **sustainable trends** which are underappreciated by the market, which come with **good fundamentals** and **attractive valuation**, with a higher likelihood of outperforming over the long term.



Fundamental

Study financial and economic data (e.g. GDP, unemployment rate, and inflation rate etc.) that may drive market movement to find opportunities with **good fundamentals** that are underappreciated.



Valuation

Picking the right valuation metrics (e.g. price-to-earnings, price-to-book, EV/EBITDA etc.) to spot **undervalued opportunities** and avoid overpaying for any investment with only good stories.



Trend

Seek inflection points in **sustainable trends** to capture overlooked opportunities and avoid less recognised risks (such as the end of a bond supercycle).

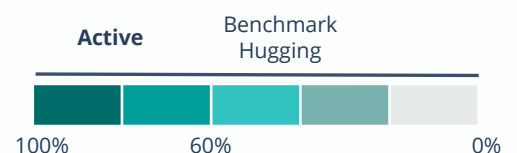
High Level of Active Management

Many actively managed funds underperform because they have a low active share. This happens when a portfolio's holdings are very similar to the referenced benchmark, a practice commonly referred to as 'benchmark hugging'. In contrast, **funds with a high level of active management may have greater potential for outperformance in the long run**, as there is no way any fund can outperform the market if they are investing like the market.

By investing in areas where we have the greatest conviction and applying it to our whole portfolio, we aim to provide better returns over risk through a full market cycle.



Target active share > 80%



Signatory of:



Fund Details

Item	Class A	Class B
Currency	SGD, USD	
ISIN (SGD Class)	SGXZ64383987 (Distribution)	SGXZ78636883 (Accumulation)
ISIN (USD Class)	SGXZ99381758 (Distribution)	SGXZ76017904 (Accumulation)
Projected Distribution ²	4% p.a.	-
Min. Subscription	SGD 500,000 USD 400,000	SGD 50,000 USD 40,000
Account Opening Fee ³ (One-time)	SGD 4,000 USD 3,000	SGD 4,000 USD 3,000
Min. Subsequent Subscription	SGD 15,000 USD 10,000	SGD 15,000 USD 10,000
Redemption Fees		
1st Year of Investment	-	3%
2nd Year of Investment	-	2%
3rd Year of Investment	-	1%
4th Year Onwards	-	0%
Management Fee	1.78%	0%
Performance Fee ⁴	0%	20%
Fund Name	Meranti Capital VCC Asia Fund	
Dealing Frequency	Monthly	
Base Currency	USD	
Strategy Change Date	1 February 2024	
Fund Domicile	Singapore	
Investment Manager	Finexis Asset Management	
Fund Administrator	ASCENT Fund Services (Singapore)	
Custodian	Standard Chartered Bank	
Auditor	PwC LLP	
Broker	Goldman Sachs (Asia) L.L.C.	
Legal Advisors	BTPLaw LLC	

Market & Portfolio Developments

Commentary

Last month, we mentioned that January 2025 might be remembered in market history as the turning point for Asian markets. Perhaps February may be remembered as a turning point for our investors, with gains that defied the reversals seen in global and broader Asian markets. The fund was up 5.3% compared to -0.57% and 1.05% for global and Asian equities, respectively.

咸鱼翻身

Literally translated to 'a salted fish turning over', this Chinese idiom describes a reversal in fortune after a period of difficulty. Jack Ma and Alibaba are probably the undisputed 咸鱼 (salted fish) that represented the downturn in China over the previous years. Yet, Jack Ma being hosted by Chinese president Xi Jinping last month could signal that Jack Ma's fortunes are indeed turning. Markets, as usual, picked up on this sooner, with Alibaba stock rallying hard and benefitting our positions here.

Indeed, the fund benefitted from its exposure to Chinese technology stocks. However, gains were not just from China. Singapore Technologies has been a boring compounder for a long time. However, this aerospace and defence engineering company took off like a rocket in recent months due to a combination of undemanding valuations, earnings beat, and market focus on defence stocks after the Trump-Zelensky show at the White House.

Is Asia's sentiment turning?

Anecdotal evidence indicates that some institutional investors who were bearish on China for a long while have turned more positive, though on specific areas such as technology. They cite reasons such as China being able to compete at the highest level in terms of new technology and valuations still at compelling levels while not having to depend on the rest of the economy to recover. This also coincides with global investors observing that developed equities have been more range-bound and starting to question the thesis on US exceptionalism.

No one can be certain if this is the real turning point, especially with the stop-start volatility that Asian markets have been displaying of late. But the tricky thing is that once it runs, it is natural to feel like the train has left, making it difficult to catch up - especially if one has very little Asian exposure (investors have been very underexposed to Asian equities in recent years!). Given this, reintroducing some Asian exposure into portfolios may be increasingly worth considering.

About FAM: Finexis Asset Management is a Capital Markets Services (CMS) licensed fund management company established in Singapore, focusing on bringing institutional capabilities to private clients. The boutique set-up ensures that we are flexible, responsive and proactive. We embrace the latest technology and constantly improve our processes to complement our investment solutions. Constant evolution to fulfil our investor's needs is ingrained in our beliefs.

For professional and accredited investors only. For fund and sales related enquires please reach out to your finexis financial advisor representative or email us at customer.service@finexisam.com

IMPORTANT NOTICE & DISCLAIMERS

The information herein is given on a general basis without obligation and is strictly for information only. This publication is not an offer, solicitation, recommendation or advice to buy or sell any investment product, including any collective investment schemes or shares of companies mentioned within. Although every reasonable care has been taken to ensure the accuracy, timeliness and objectivity of the information contained in this publication, Finexis Asset Management Pte. Ltd. and its employees cannot be held liable for any errors, inaccuracies and/or omissions, howsoever caused, or for any decision or action taken based on views expressed or information in this publication. The value of shares values in the Fund and income there from (if any) may fall or rise. Past performance is not an indication of future performance. Investment in the Fund is subject to investment risks, including the possible loss of all or a substantial portion of the principal amount invested. Investors interested in the Fund should read the Private Placement Memorandum (PPM) and seek relevant professional advice before deciding whether to invest in the Fund. Should you choose not to seek such advice, you should consider whether the Fund is suitable for you.

Finexis Asset Management Pte. Ltd. (Company Registration No. 201525241K) www.finexisam.com