



Meranti Asia Fund

Factsheet 30th April 2021

Strategy Description

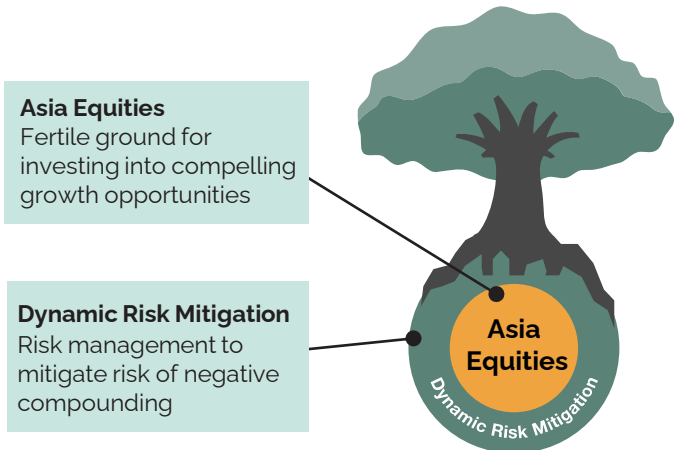
Meranti Asia Fund 'MAF' seeks long-term high growth of the portfolio by investing across Asia Pacific ex. Japan equity markets, while looking to mitigate risks during significant downturns. Instead of investing in flavour of the day concepts, the strategy focuses on structural characteristics that make sense and are backed by empirical research.

Key Features

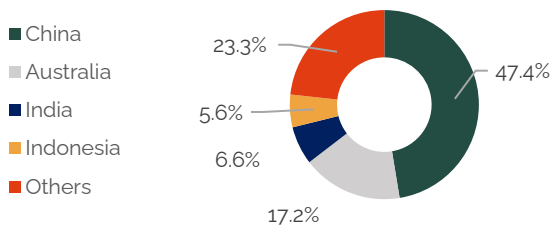
Dynamic Risk Mitigation: Financial crises are infrequent but inevitable. By managing risks in significant downturns, the strategy is designed to help investors endure systemic shocks and continue to invest with confidence.

Asia Equities: Invest into secular opportunities arising from the global shift of economic power to Asia.

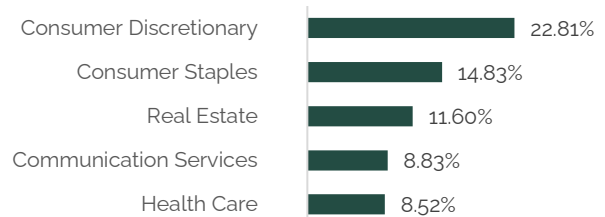
Active Strategy: Index funds tend to focus on less than 5% of the 33,000+ listed companies in Asia. By investing across the universe using Fundamental, Valuation, and Technical principles; the ability to be different provides outperformance potential.



Geographical Breakdown



Sector Allocation

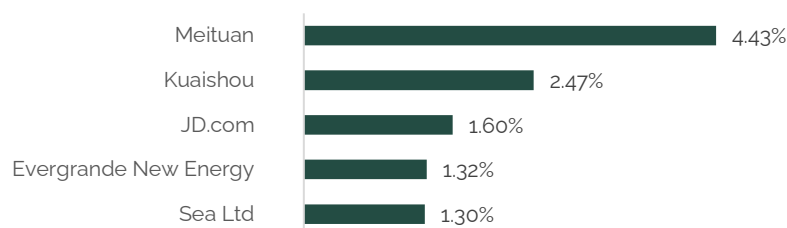


Strategy Backtest Statistics*

Annualised Return	Volatility	Positive Months	Upside/Downside Capture
11.92%	18.84%	59%	95/77%

* For illustrative purposes only. Calculated 29/8/2008 to 31/10/2020, inclusive of cost and fees as determined appropriate by the manager. These statistics may not be a good indication of actual performance which can differ meaningfully over shorter time periods.

Top Equity Holdings



Monthly Performance History

USD B ¹	Jan	Feb	Mar	Apr	May	Jun	Jul	Aug	Sep	Oct	Nov	Dec	YTD
2020	-	-	-	-	-	-	-	-	-	-	8.15%	3.38%	11.81% ²
2021	2.40%	0.94%	-1.34%	2.30% ³									4.32% ³

¹ Performance based on the Lead Series. ² Since inception of 2 Nov 2020. ³ Manager's estimated return. Actual return will be updated in the following month.

IMPORTANT NOTICE & DISCLAIMERS

The information herein is given on a general basis without obligation and is strictly for information only. This publication is not an offer, solicitation, recommendation or advice to buy or sell any investment product, including any collective investment schemes or shares of companies mentioned within. Although every reasonable care has been taken to ensure the accuracy, timeliness and objectivity of the information contained in this publication, Finexis Asset Management Pte. Ltd. and its employees cannot be held liable for any errors, inaccuracies and/or omissions, howsoever caused, or for any decision or action taken based on views expressed or information in this publication. The value of shares values in the Fund and income there from (if any) may fall or rise. Past performance is not an indication of future performance. Investment in the Fund is subject to investment risks, including the possible loss of all or a substantial portion of the principal amount invested. Investors interested in the Fund should read the Private Placement Memorandum (PPM) and seek relevant professional advice before deciding whether to invest in the Fund. Should you choose not to seek such advice, you should consider whether the Fund is suitable for you.



Meranti Asia Fund

Factsheet 30th April 2021



Market & Portfolio Developments

Market Review

Asia equities gained +2.8% in April, after taking a pause in the prior month. Global equity markets were generally up as the VIX 'fear gauge' hit new lows since last year's market crash. Within Asia, we continued to observe dispersion across countries and styles – 'high-growth' names were more fragile, while recovery segments outperformed.

Main Contributors 'What did well?'

Once again, recovery segments widened their lead against 'high growth'. Our strategy maintains a meaningful allocation to stocks with attractive valuations, which has contributed to overall performance in this environment. Subsequently, we observed cyclical parts of the markets doing particularly well i.e. Small-caps, Australian equities.

Main Detractors 'What underperformed?'

'High-growth' stocks lagged the broader market, returning some of their earlier strong gains. This was most evident around consumer discretionary names, which detracted from performance over the past month. i.e. chinese e-commerce giant JD.com was down 7%.

Market Outlook

Even as recovery is the most likely scenario over the coming quarters, we do not expect the journey to be smooth sailing as seen from the recent spikes in covid-19 cases. The strategy continues to be guided by FVT principles to invest in complementary market segments that are expected to take turns to do well, and are expected to contribute meaningfully over time.

About **Meranti**: The Meranti fund series is named after the Meranti tree, which is native to Singapore and the region. It is a canopy and emergent tree; providing shade from its place at the top layer of a rainforest where sunlight is plentiful. To reach such great heights, the trees have a strong and wide system of roots to help provide stability while also gathering more nutrients. Likewise, Meranti funds were developed around a Dynamic Risk Mitigation process so that investors can invest with confidence and harvest the full potential of capital growth through market cycles.

About **FAM**: Finexis Asset Management is a Capital Markets Services (CMS) licensed fund management company established in Singapore, focusing on bringing institutional capabilities to private clients. The boutique set-up ensures that we are flexible, responsive and proactive. We embrace the latest technology and constantly improve our processes to complement our investment solutions. Constant evolution to fulfil our investor's needs is ingrained in our beliefs.

For fund and sales related enquires please reach out to your finexis financial advisor representative or email us at customer.service@finexisam.com

Fund Details ⁴ Charged on high water mark basis, with zero hurdle rate.

Item	Class A	Class B
Currency	USD, SGD	
ISIN (USD Class)	SGXZ99381758 (Distribution)	SGXZ76017904 (Accumulation)
ISIN (SGD Class)	SGXZ64383987 (Distribution)	SGXZ78636883 (Accumulation)
Min. Subscription	USD 400,000 SGD 500,000	USD 40,000 SGD 50,000
Account Opening Fee (One-time)	N/A	USD 3,000 SGD 4,000
Min. Subsequent Subscription	USD 10,000 SGD 15,000	USD 10,000 SGD 15,000
Redemption Fees		
1st Year of Investment	-	3%
2nd Year of Investment	-	2%
3rd Year of Investment	-	1%
4th Year Onwards	-	0%
Management Fee	1.78%	0%
Performance Fee ⁴	0%	20%
Fund Name	Meranti Capital VCC Asia Fund	
Dealing Frequency	Monthly	
Base Currency	USD	
Inception Date	2 November 2020	
Fund Domicile	Singapore	
Investment Manager	Finexis Asset Management	
Fund Administrator	ASCENT Fund Services (Singapore)	
Custodian	Standard Chartered Bank	
Auditor	KPMG LLP	
Broker	Goldman Sachs (Asia) L.L.C.	
Legal Advisors	BTPLaw LLC	

IMPORTANT NOTICE & DISCLAIMERS

The information herein is given on a general basis without obligation and is strictly for information only. This publication is not an offer, solicitation, recommendation or advice to buy or sell any investment product, including any collective investment schemes or shares of companies mentioned within. Although every reasonable care has been taken to ensure the accuracy, timeliness and objectivity of the information contained in this publication, Finexis Asset Management Pte. Ltd. and its employees cannot be held liable for any errors, inaccuracies and/or omissions, howsoever caused, or for any decision or action taken based on views expressed or information in this publication. The value of shares values in the Fund and income there from (if any) may fall or rise. Past performance is not an indication of future performance. Investment in the Fund is subject to investment risks, including the possible loss of all or a substantial portion of the principal amount invested. Investors interested in the Fund should read the Private Placement Memorandum (PPM) and seek relevant professional advice before deciding whether to invest in the Fund. Should you choose not to seek such advice, you should consider whether the Fund is suitable for you.